

HCD 3,2/150N

DATASHEET

A portrait lens providing the ideal perspective for head and shoulder portraits. Also very suitable for landscape photography where a flattening of the perspective is required.

GENERAL LENS DATA

Focal length	150,2mm
Equivalent 35mm focal length ¹	101,3 mm
Aperture range	3,2 - 45
Angle of view diag/hor/vert 53,4 x 40 format	26°/21°/16°
Angle of view diag/hor/vert 44 x 33 format	21°/17°/13°
Length/diameter	124 mm/86 mm
Weight	970 g
Filter diameter	77 mm

¹ Horizontal coverage between 53,4 x 40 and 36 x 24 compared

CLOSE FOCUS RANGE DATA

Minimum distance object to film	1,30 m
Maximum image scale	1:6,8
Corresponding area of coverage	36 x 27 cm
Corresponding exposure reduction	0 f-stop



LENS DESIGN

9 elements in 8 groups

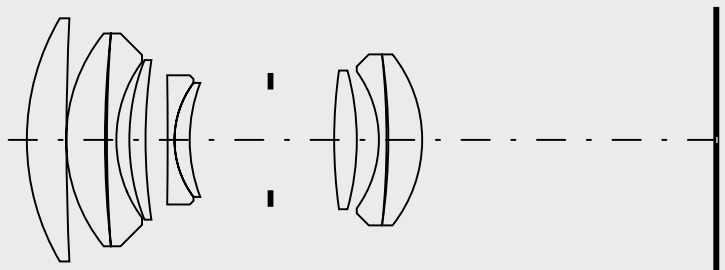
FOCUS TYPE

Internal focusing

ENTRANCE PUPIL POSITION

68 mm in front of the film plane
(at infinite focus setting)

The entrance pupil position is the correct position of the axis of rotation when making a panorama image by combining individual images of a scene.

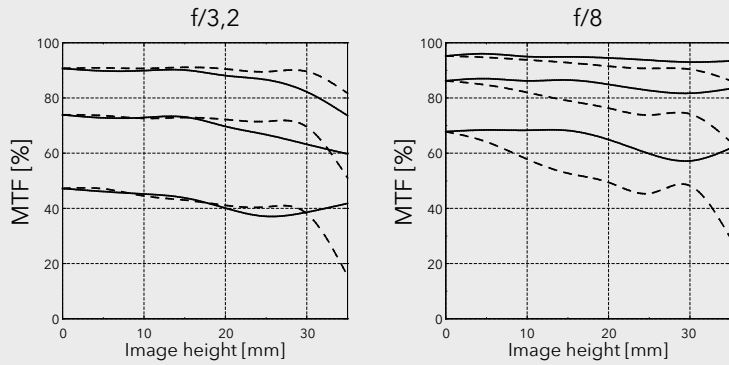


HCD 3,2/150N

MTF

Modulation Transfer as a function of image height at infinite focus setting.

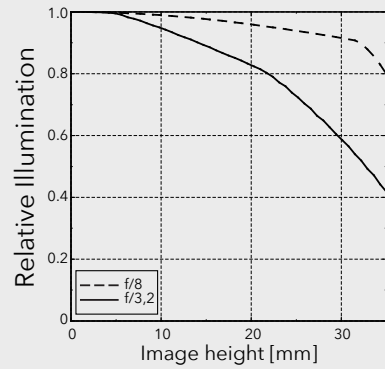
Sagittal slit orientation drawn with continuous line and tangential with dashed. White light. Spatial frequencies 10, 20 and 40 lp/mm



RELATIVE ILLUMINATION

Infinity setting

When images are imported to Phocus, light fall-off is automatically removed.



DISTORTION

Infinity setting

When images are imported to Phocus, distortion is automatically removed.

