

Firmware 19.0.2 for Hasselblad HC and HCD Lenses

The 19.0.2 release adds AF support for a range of HC/HCD Lenses when using the XH Lens Adapter with the X1D Camera. Please note that the HC/HCD Lens **must have firmware 18.0.0 or later**. Lenses with older firmware versions cannot be updated.

See X1D user manual version 1.8 for more details.

New feature:

- AF when using the HC/HCD on the X1D camera for the following Hasselblad H System lenses:

HCD 28, HC 35, HC 50, HC 50-II, HC 80 and HC 100

(Other HC/HCD lenses with 18.0.0 or later, cannot be updated with 19.0.2)

Update procedure

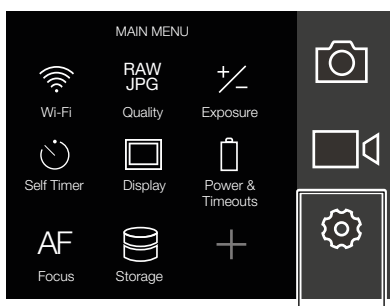
Make sure that you use a fully charged battery on the camera. A charge level of 50% or more is required. Please note that the update procedure normally takes about 2-4 minutes.

Attach the HC/HCD Lens to be updated to the X1D, using the XH Lens Adapter.


IMPORTANT NOTE:

- After the update, you must wait until the message “Update Finished” is shown. Then remove and reinsert the battery.

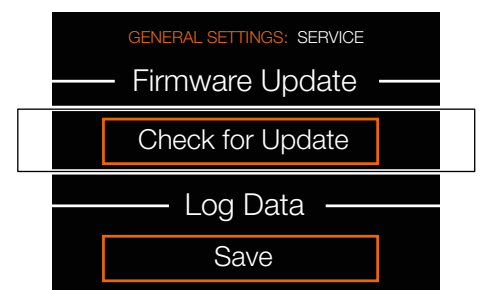
Copy the downloaded file (HC-Lens v19_0_2.cim) to the SD card and insert it into the camera. Then follow the procedure below:



1: Select the “General Settings Menu” from the main menu.



2: Select “Service”



3: Click “Check for Update” and select the file “HC-Lens v19_0_2.cim” from the list. Finally click “Update”.