

Firmware 1.18.2 for Hasselblad A6D-100c

The 1.18.2 release is a feature and maintenance release for the A6D cameras that adds new functionality. The firmware is compatible with DJI Go App 3.1.28 and later for UAV usage.

General new features and improvements:

- Jitter for shutter lag improved.
- Standby time is now increased to 30 sec.
- Minor bug fixes.

Known bugs:

- When the system is used in UAV mode, it may not be possible to enable video mode from the DJI Go App
- The aperture setting may not work properly on the DJI Go App

Work-around: Restart the DJI Go App

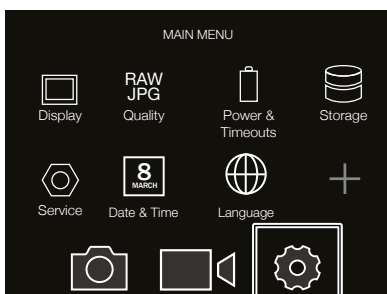
Update Procedure

Make sure that you use a stable power for the camera during the whole firmware update. Please note that the update procedure normally takes about 7-10 minutes, but can in some cases take up to 12 minutes.

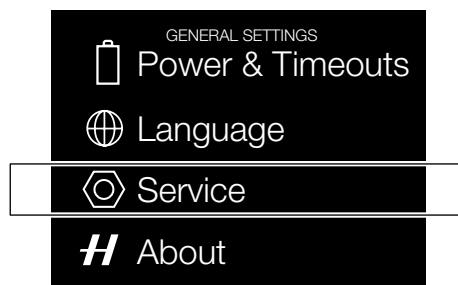
Important Notes:

- It is not allowed to have the USB cable inserted during the update process.
- It is not allowed to have control port connections during the update process.
- Once the update is completed you must remove and re-insert power.

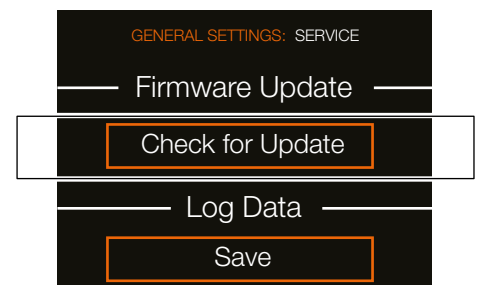
Copy the downloaded file (A6D_v1_18_2.cim) to the memory card and insert it into the camera. Then follow the procedure below:



1: Select the "General Settings Menu" from the main menu.



2: Select "Service"



3: Click "Check for Update" and select the file "A6D_v1_18_2.cim" from the list. Finally click "Update".

February 28, 2018 / The Hasselblad Team