

FIRMWARE 1.25.0 FOR HASSELBLAD X1D-50C

The 1.25.0 firmware is a feature and bug fix release for the X1D-50c camera. We strongly recommend all users to update.

The update file can be found in the "My Hasselblad" section at <https://www.hasselblad.com/my-hasselblad/#/home>

NEW FEATURES COMPARED TO V 1.24.0:

- Adds support for the new XH Converter 0,8.

BUG FIXES COMPARED TO V 1.24.0:

- Solved a problem where sometimes folders created on the camera could get the wrong date.
- Solved a problem where the memory cards would stop working or the camera would show system error 1005 when using the White Balance tool.

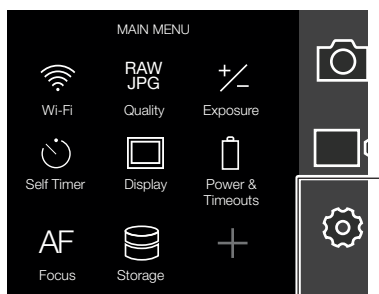
UPDATE PROCEDURE

Make sure that you use a fully charged battery for the update. A charge level of 50% or more is required. Please note that the update procedure normally takes about 7-10 minutes, but can in some cases take up to 12 minutes.


IMPORTANT NOTES

- It is not allowed to have the USB cable inserted during the update process.
- Wait until the message "Update is Completed" is shown. Then remove and reinsert the battery.

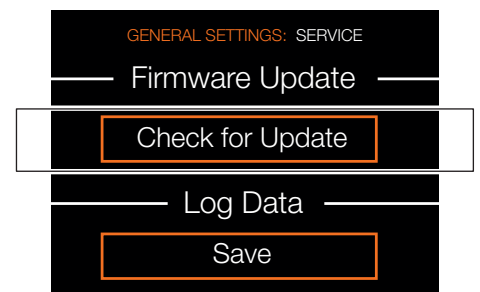
Copy the downloaded file (X1D_50C_v1_25_0.cim) directly to the SD card (not into a folder) and insert it into the camera. Then follow the procedure below:



1: Select the "General Settings Menu" from the main menu.



2: Select "Service".



3: Click "Check for Update" and select the file "X1D_50C_v1_25_0.cim" from the list. Finally, click "Update".

November 2020 / Hasselblad