

## Firmware 1.20.1 for Hasselblad X1D-50c

The 1.20.1 release is a maintenance release for the X1D-50c camera that solves a problem in 1.20.0.

### Improvement compared to v1.20.0:

- Fixed a bug that caused right audio channel to be silent when certain microphones were connected.

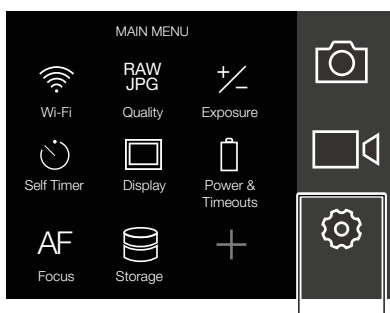
### Update procedure

Make sure that you use a fully charged battery on the camera. A charge level of 50% or more is required. Please note that the update procedure normally takes about 7-10 minutes, but can in some cases take up to 12 minutes.

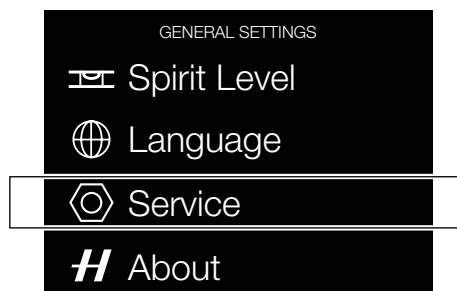
### IMPORTANT NOTES:

- It is not allowed to have the USB cable inserted during the update process.
- Wait until the message “Update Finished” is shown. Then remove and reinsert the battery.

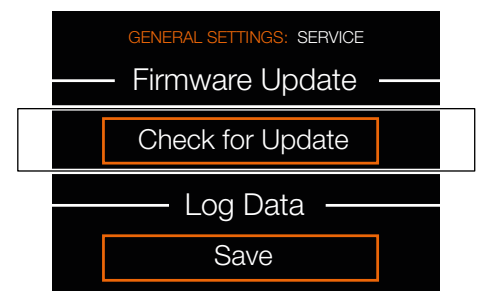
Copy the downloaded file (X1D\_v1\_20\_1.cim) to the SD card and insert it into the camera. Then follow the procedure below:



1: Select the “General Settings Menu” from the main menu.



2: Select “Service”



3: Click “Check for Update” and select the file “X1D\_v1\_20\_1.cim” from the list. Finally click “Update”.

January 23, 2018 / The Hasselblad Team