

Firmware 1.20.0 for Hasselblad X1D-50c

The 1.20.0 release is a feature and maintenance release for the X1D-50c camera that adds new functionality and improvements. **See User Guide version 1.8 for more detailed information.**

New features:

- Crop Modes. Add a selectable crop mask to Live View and the RAW file.
- EVF Image preview, zoom, browse and Video playback.
- Backup storage option. Save same file (3FR, JPG and MP4) to both cards.
- AF with a range of HC/HCD lenses.
- Added info in Spirit Level Overlay.
- Pan Live View in EVF using Touchpad.
- Support for additional memory cards.
- New Custom Button option: “Crop Mode Cycle”.
- Use rear screen Touchpad with HDMI.
- New menu: Touch.
- Added Exif tag: Lens Model added to Meta Data.

Improvements compared to 1.19.0:

- Autofocus improvements:
 - AF speed for XCD 90 increased.
 - Better reliability in low light.
 - Increased overall precision.
 - Increased overall focusing success rate.
- Fixed a bug that could cause battery drain in power off mode.


Update procedure

Make sure that you use a fully charged battery on the camera. A charge level of 50% or more is required. Please note that the update procedure normally takes about 7-10 minutes, but can in some cases take up to 12 minutes.

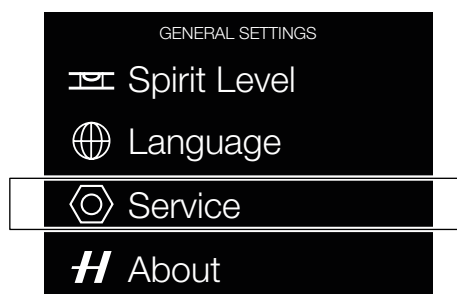
IMPORTANT NOTES:

- It is not allowed to have the USB cable inserted during the update process.
- Wait until the message “Update Finished” is shown. Then remove and reinsert the battery.

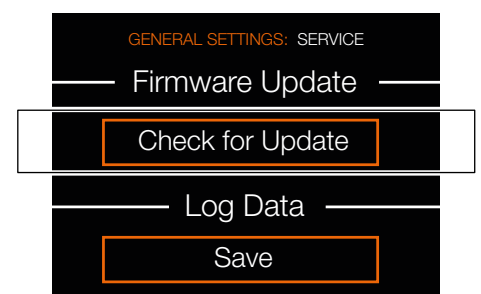
Copy the downloaded file (X1D_v1_20_0.cim) to the SD card and insert it into the camera. Then follow the procedure below:



1: Select the “General Settings Menu” from the main menu.



2: Select “Service”



3: Click “Check for Update” and select the file “X1D_v1_20_0.cim” from the list. Finally click “Update”.